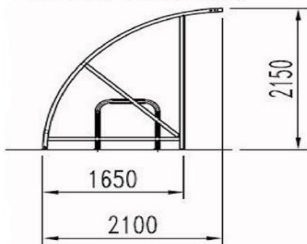


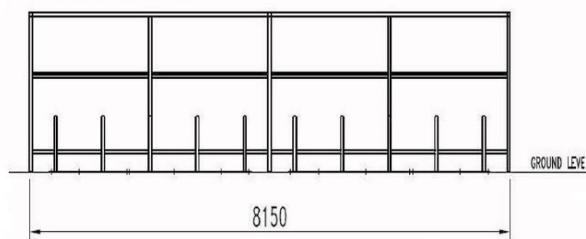


The Dewsbury cycle shelter is manufactured from high grade steel, galvanised BS EN ISO 1461 or zinc plated EN12329 -2000 Fe/Zn8/a/c and powder coated BS EN ISO 9002 to a colour of your choice. Designed to offer an affordable solution for cycle storage. The Dewsbury is of a modular design so additional shelters can be added to increase the desired cycle capacity of the shelter or to create a secure compound with roof, back and gates. The Dewsbury is supplied with a Sheffield toast rack cycle stands as standard and is glazed with PETG. Installed with either adjustable base plates for bolting down or extended legs for submerging into the ground by our own fully qualified engineers.

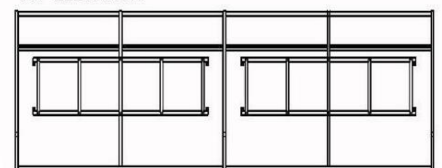
SIDE ELEVATION



FRONT ELEVATION



TOP ELEVATION



Dimensions (mm)

Capacity	Height	Width	Depth
10	2150	4100	2100
20	2150	8150	2100
30	2150	12200	2100
40	2150	16250	2100
50	2150	20300	2100

Finishes

- Galvanised ✓
- Powder Coated ✓
- Galvanised & Powder Coated ✓
- Zinc Plated & Powder Coated ✓

Glazing

- PETG 3mm ✓
- PETG 5mm ✓

Fixing Options

- Sub Surface Fixed ✓
- Surface Mounted ✓